


# Techniques of Watercolor Techniques for Painting Backgrounds: Learn to Draw Lesson 19

Watercolor is a versatile medium that can be used to create a wide variety of effects, from delicate washes to bold, vibrant hues. One of the most versatile aspects of watercolor is its ability to create beautiful backgrounds for your paintings. By using different techniques, you can create a variety of effects, from soft, atmospheric backgrounds to more detailed, realistic scenes.

In this article, we will explore four different watercolor techniques for painting backgrounds: washes, gradients, sponging, and salt. We will also provide step-by-step instructions on how to use each technique, as well as tips and tricks for getting the most out of your watercolor paints.



## Techniques of Watercolor - Techniques for Painting Backgrounds (Learn to Draw Series Book 19)

by John Davidson

★★★★☆ 4.7 out of 5

Language : English  
File size : 10861 KB  
Text-to-Speech : Enabled  
Screen Reader : Supported  
Enhanced typesetting : Enabled  
Print length : 206 pages  
Lending : Enabled



## Washes

A wash is a thin, even layer of watercolor paint that is applied to the paper. Washes can be used to create a variety of effects, from subtle shading to bold, vibrant backgrounds. To create a wash, simply dilute your watercolor paint with water and apply it to the paper using a large, soft brush. You can vary the strength of the wash by adding more or less water to the paint.



## Gradients

A gradient is a gradual transition from one color to another. Gradients can be used to create a variety of effects, such as atmospheric backgrounds, sunsets, and water. To create a gradient, start by applying a thin wash of one color to the paper. Then, while the paint is still wet, apply a thin wash of another color to the other end of the paper. The two colors will blend together to create a smooth gradient.




## Sponging

Sponging is a technique that can be used to create a variety of textures and effects. To sponge, simply dip a sponge into your watercolor paint and then dab it onto the paper. You can use a variety of different sponges to create different effects. For example, a natural sea sponge will create a more textured effect than a synthetic sponge.



## **Salt**

Salt can be used to create a variety of interesting effects in watercolor paintings. When salt is sprinkled onto wet watercolor paint, it will absorb the water and create a crystallized effect. This effect can be used to create a variety of textures, such as snow, sand, or stars. To use salt, simply sprinkle it onto the wet paint and let it sit for a few minutes. Then, gently brush away the salt to reveal the crystallized effect.




## **Tips and Tricks**

\* Use high-quality watercolor paints. Cheap paints will not produce the same vibrant colors or effects as high-quality paints. \* Use a good quality watercolor brush. A good brush will hold more paint and will allow you to create smoother, more even strokes. \* Practice on scrap paper before starting on your final painting. This will help you to get the hang of the

different watercolor techniques and to avoid any mistakes. \* Don't be afraid to experiment. Watercolor is a versatile medium that can be used to create a variety of effects. So don't be afraid to try different techniques and see what you can create.

Watercolor is a versatile medium that can be used to create a wide variety of beautiful backgrounds. By using different techniques, you can create a variety of effects, from soft, atmospheric backgrounds to more detailed, realistic scenes. So experiment with the different techniques and see what you can create!



## Techniques of Watercolor - Techniques for Painting Backgrounds (Learn to Draw Series Book 19)

by John Davidson

★★★★☆ 4.7 out of 5

Language : English  
File size : 10861 KB  
Text-to-Speech : Enabled  
Screen Reader : Supported  
Enhanced typesetting : Enabled  
Print length : 206 pages  
Lending : Enabled





## Made to Order Robots and the Coming Revolution

Robots are becoming increasingly common in our lives. We see them in factories, warehouses, and even in our homes. As technology continues to develop, robots are becoming...



## Making Broadway Dance: Kao Kalia Yang's Journey to Broadway

Kao Kalia Yang's journey to Broadway is an inspiring story of perseverance, passion, and overcoming adversity. From...